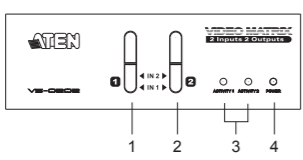
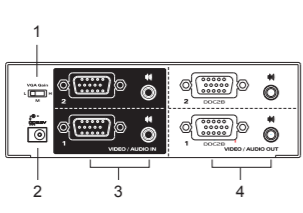


ATEN VS-0202/VS-0204 Video Matrix User Guide

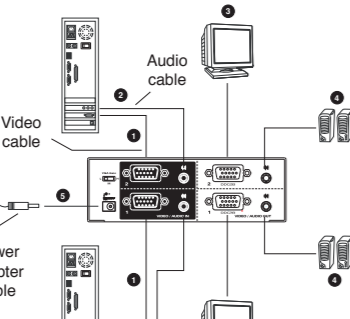
VS-0202 Front View



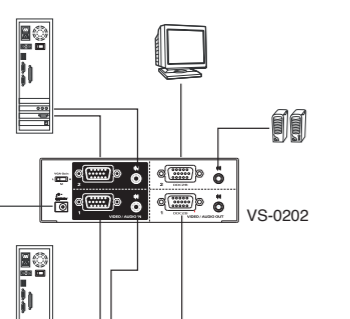
VS-0202 Rear View



Single Stage Installation



Cascading Installation



Specifications

Table with 3 columns: Model, Connectors, LEDs, and Video/Audio ports. Lists specifications for VS-0202 and VS-0204.

VGA Pin Assignments

Table showing pin assignments for VGA input and output ports, including Pin, Signal, and Pin labels.

Packing List

- 1 VGA+Audio Video Matrix
1 Cable 1.8m
1 Power Adapter
1 User Guide



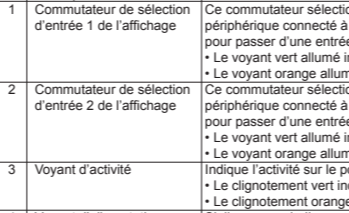
Copyright 2005 ATEN International Co., Ltd. ATEN and the ATEN logo are registered trademarks of ATEN International Co., Ltd. All rights reserved.

ATEN VS-0202 / VS-0204 Video Matrix Guide de l'utilisateur

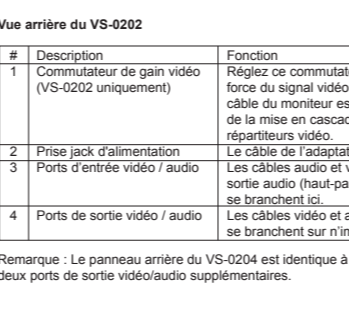
System Requirements

- At least one VGA, SVGA, XGA or Multisync compatible analog monitor, with a standard PC high density cable having a 15 pin HD15 type male connector.
One VGA, SVGA, XGA or Multisync analog video card having a standard PC 15 pin HD15 type female connector or computer.
A video cable with one male and one female HD15-15 connector at each end for each computer you will be installing.


Hardware Overview



Single Stage Installation



Cascading Installation



Specifications

Table with 3 columns: Model, Connectors, LEDs, and Video/Audio ports. Lists specifications for VS-0202 and VS-0204.

VGA Pin Assignments

Table showing pin assignments for VGA input and output ports, including Pin, Signal, and Pin labels.

Packing List

- 1 VGA+Audio Video Matrix
1 Cable 1.8m
1 Power Adapter
1 User Guide



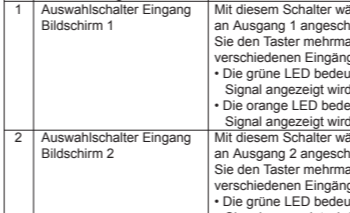
Copyright 2005 ATEN International Co., Ltd. ATEN and the ATEN logo are registered trademarks of ATEN International Co., Ltd. All rights reserved.

ATEN VS-0202 / VS-0204 Video-Matrix Benutzerhandbuch


Systemvoraussetzungen

- Mindestens einen VGA-, SVGA-, XGA- oder Multisync-kompatiblen analogen Monitor mit einem Standard-PC-High-Density-Kabel, das einen 15-poligen HD15-Stecker (Männlein) besitzt.
Eine analoge VGA-, SVGA-, XGA- oder Multisync-Grafikkarte mit einer 15-poligen PC-Standard-Anschlusshülse (Weiblein) pro Computer.
Ein Grafikplatzkabel mit an einem 15-poligen HD15-Stecker-Männlein und Weiblein für jeden Computer, den Sie installieren möchten.


Hardware-Übersicht



Single Stage Installation



Cascading Installation



Specifications

Table with 3 columns: Model, Connectors, LEDs, and Video/Audio ports. Lists specifications for VS-0202 and VS-0204.

VGA Pin Assignments

Table showing pin assignments for VGA input and output ports, including Pin, Signal, and Pin labels.

Packing List

- 1 VGA+Audio Video Matrix
1 Cable 1.8m
1 Power Adapter
1 User Guide



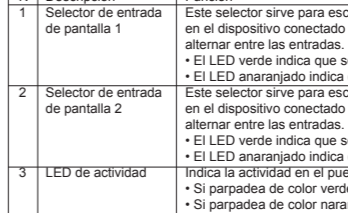
Copyright 2005 ATEN International Co., Ltd. ATEN and the ATEN logo are registered trademarks of ATEN International Co., Ltd. All rights reserved.

ATEN VS-0202 / VS-0204 Matriz gráfica Manual del usuario


Requisitos del sistema

- Por lo menos un monitor analógico VGA, SVGA, XGA o Multisync con cable PC estándar de alta densidad con 15 pines macho (macho).
Una tarjeta gráfica analógica VGA, SVGA, XGA o Multisync para PC de 15 pines con salida HD15 hembra o cable conector.
Un cable de video con un conector HD15 macho y uno hembra en cada extremo para cada ordenador que vaya a instalar.


Aspectos generales del hardware



Single Stage Installation



Cascading Installation



Specifications

Table with 3 columns: Model, Connectors, LEDs, and Video/Audio ports. Lists specifications for VS-0202 and VS-0204.

VGA Pin Assignments

Table showing pin assignments for VGA input and output ports, including Pin, Signal, and Pin labels.

Packing List

- 1 VGA+Audio Video Matrix
1 Cable 1.8m
1 Power Adapter
1 User Guide



Copyright 2005 ATEN International Co., Ltd. ATEN and the ATEN logo are registered trademarks of ATEN International Co., Ltd. All rights reserved.

ATEN VS-0202 / VS-0204 Video Matrix Guida dell'utente

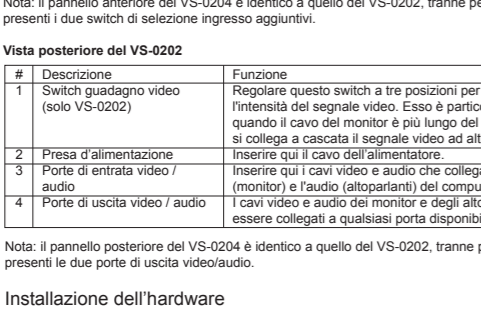
Requisiti di sistema

- Almeno un monitor analogico compatibile VGA, SVGA, XGA o Multisync, con un cavo PC standard ad alta densità con un connettore maschio HD15 a 15 pini.
Una scheda video analogica VGA, SVGA, XGA o Multisync con un connettore femmina HD15 a 15 pini per PC standard per computer.
Un cavo video con un connettore maschio e uno femmina HD15 a 15 pini a ciascuna estremità del computer che si sta installando.


Panoramica dell'hardware



Single Stage Installation



Cascading Installation



Specifications

Table with 3 columns: Model, Connectors, LEDs, and Video/Audio ports. Lists specifications for VS-0202 and VS-0204.

VGA Pin Assignments

Table showing pin assignments for VGA input and output ports, including Pin, Signal, and Pin labels.

Packing List

- 1 VGA+Audio Video Matrix
1 Cable 1.8m
1 Power Adapter
1 User Guide



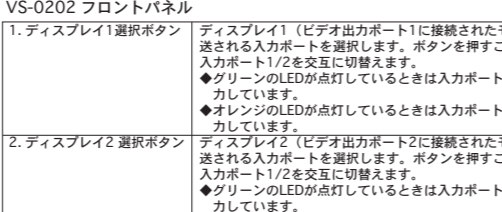
Copyright 2005 ATEN International Co., Ltd. ATEN and the ATEN logo are registered trademarks of ATEN International Co., Ltd. All rights reserved.

ATEN VS-0202/VS-0204비디오 매트릭스 유저 가이드


시스템 요구 사항

- 본 유저 가이드를 보거나 사용하기 전에,正しい使用法について, 本製品および接続する機器を安全にお使いください.
システム必要構成
コンソール
HDMI-15コネクタをもつVGA, SVGA, XGAおよびマルチシンク対応モニター
HDMI-15コネクタをもつVGA, SVGA, XGAおよびマルチシンク対応のアナログビデオ出力可能なPC
HDMI-15 (オス-メス) コネクタをもつ適切な長さのVGAケーブル


製品各部説明



Single Stage Installation



Cascading Installation



Specifications

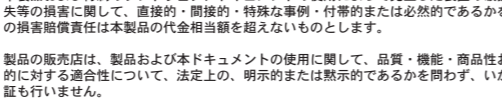
Table with 3 columns: Model, Connectors, LEDs, and Video/Audio ports. Lists specifications for VS-0202 and VS-0204.

VGA Pin Assignments

Table showing pin assignments for VGA input and output ports, including Pin, Signal, and Pin labels.

Packing List

- 1 VGA+Audio Video Matrix
1 Cable 1.8m
1 Power Adapter
1 User Guide



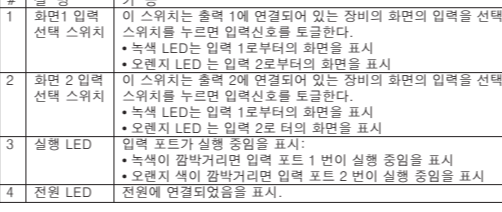
Copyright 2005 ATEN International Co., Ltd. ATEN and the ATEN logo are registered trademarks of ATEN International Co., Ltd. All rights reserved.

ATEN VS-0202 / VS-0204 비디오 매트릭스 사용자 가이드

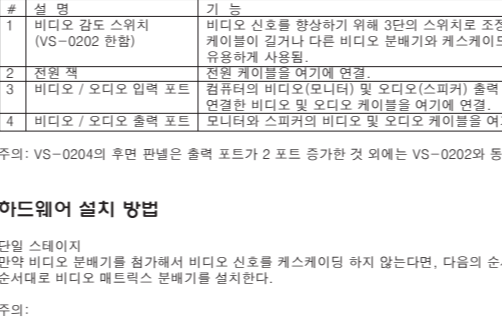
시스템 요구 사항

- 본 유저 가이드를 보거나 사용하기 전에,正しい使用法について, 本製品および接続する機器を安全にお使いください.
시스템 필요 구성
콘솔
HDMI-15 커넥터를 갖춘 VGA, SVGA, XGA 또는 멀티싱크 대응 모니터
HDMI-15 커넥터를 갖춘 VGA, SVGA, XGA 또는 멀티싱크 대응의 아날로그 비디오 출력 가능한 PC
HDMI-15 (수-암) 커넥터를 갖춘 적절한 길이의 VGA 케이블

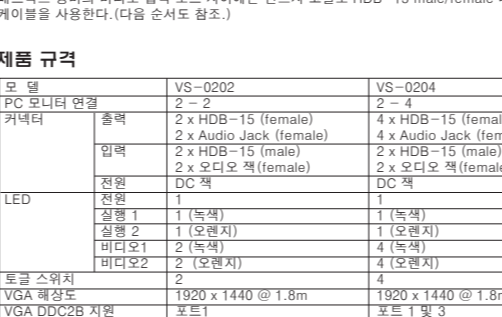
제품各部 설명



Single Stage Installation



Cascading Installation



Specifications

Table with 3 columns: Model, Connectors, LEDs, and Video/Audio ports. Lists specifications for VS-0202 and VS-0204.

VGA Pin Assignments

Table showing pin assignments for VGA input and output ports, including Pin, Signal, and Pin labels.

Packing List

- 1 VGA+Audio Video Matrix
1 Cable 1.8m
1 Power Adapter
1 User Guide



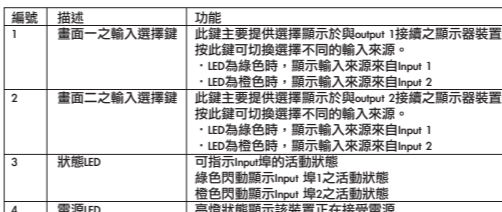
Copyright 2005 ATEN International Co., Ltd. ATEN and the ATEN logo are registered trademarks of ATEN International Co., Ltd. All rights reserved.

ATEN VS-0202 / VS-0204 矩阵式视频 使用指南


系统需求

- 至少一台VGA、SVGA、XGA或Multisync兼容的模拟式显示器, 及具有一根15针HD15公插母连接母之标准视频卡。
每组视频设备需有一组具有标准15针HD15母插公插母之VGA、SVGA、XGA或Multisync兼容视频线。
针对每套欲安装使用的电脑, 需备有一组两端分别为HD15-15公母及母插母连接母的视频线。

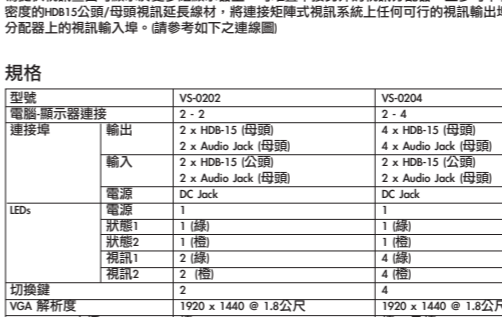
硬體概況



Single Stage Installation



Cascading Installation



Specifications

Table with 3 columns: Model, Connectors, LEDs, and Video/Audio ports. Lists specifications for VS-0202 and VS-0204.

VGA Pin Assignments

Table showing pin assignments for VGA input and output ports, including Pin, Signal, and Pin labels.

Packing List

- 1 VGA+Audio Video Matrix
1 Cable 1.8m
1 Power Adapter
1 User Guide



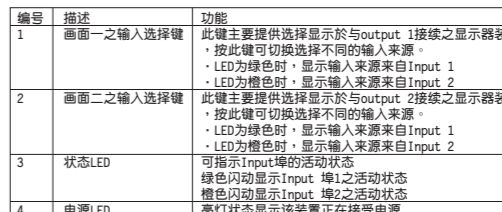
Copyright 2005 ATEN International Co., Ltd. ATEN and the ATEN logo are registered trademarks of ATEN International Co., Ltd. All rights reserved.

ATEN VS-0202 / VS-0204 矩阵式视频 使用指南

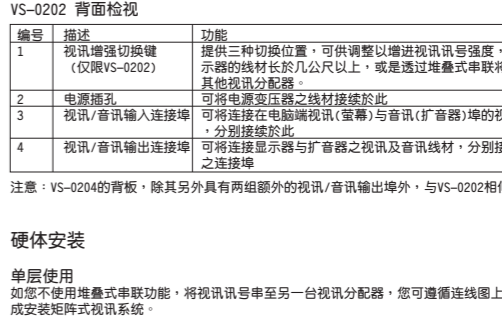
系统需求

- 至少一台VGA、SVGA、XGA或Multisync兼容的模拟式显示器, 及具有一根15针HD15公插母连接母之标准视频卡。
每组视频设备需有一组具有标准15针HD15母插公插母之VGA、SVGA、XGA或Multisync兼容视频线。
针对每套欲安装使用的电脑, 需备有一组两端分别为HD15-15公母及母插母连接母的视频线。

硬體概況



Single Stage Installation



Cascading Installation



Specifications

Table with 3 columns: Model, Connectors, LEDs, and Video/Audio ports. Lists specifications for VS-0202 and VS-0204.

VGA Pin Assignments

Table showing pin assignments for VGA input and output ports, including Pin, Signal, and Pin labels.

Packing List

- 1 VGA+Audio Video Matrix
1 Cable 1.8m
1 Power Adapter
1 User Guide



Copyright 2005 ATEN International Co., Ltd. ATEN and the ATEN logo are registered trademarks of ATEN International Co., Ltd. All rights reserved.